

























Aktiv og passiv forsørgelse 2022

| Kilde:Kontanthjælpsrapport | Jan | Feb | Mar | Apr | Maj | Jun | Jul | Aug | Sep | Okt | Nov | Dec |  | Gennemsnit |
|---|-------------|-------------|-------------|-------------|-------------|-------------|-------------|-------------|----------|----------|----------|----------|---|-------------|
| 561.002 - Integrationsydelse til udlændinge * | 18 | 23 | 27 | 49 | 113 | 146 | 162 | 112 | | | | |  | 81 |
| 561.003 - Integrationsydelse til andre | 56 | 61 | 66 | 61 | 69 | 73 | 70 | 68 | | | | |  | 66 |
| | 74 | 84 | 93 | 110 | 182 | 219 | 232 | 180 | 0 | 0 | 0 | 0 |  | 81 |
| 573.007 - Kontanthjælp | 219 | 238 | 238 | 233 | 234 | 231 | 224 | 216 | | | | |  | 229 |
| 573.008 - Uddannelseshjælp | 244 | 271 | 255 | 234 | 235 | 241 | 227 | 227 | | | | |  | 242 |
| | 463 | 509 | 493 | 467 | 469 | 472 | 451 | 443 | 0 | 0 | 0 | 0 |  | 471 |
| 580.014 - Revalideringsydelse | 29 | 23 | 26 | 25 | 26 | 24 | 14 | 14 | | | | |  | 23 |
| | 29 | 23 | 26 | 25 | 26 | 24 | 14 | 14 | 0 | 0 | 0 | 0 |  | 23 |
| 581.111 - Fleksløntilskud 65% refusion | 289 | 289 | 299 | 297 | 292 | 294 | 288 | 294 | | | | |  | 293 |
| 581.116 - Fleksløntilskud ref. trappemodell | 740 | 751 | 743 | 750 | 760 | 765 | 776 | 779 | | | | |  | 758 |
| | 1029 | 1040 | 1042 | 1047 | 1052 | 1059 | 1064 | 1073 | 0 | 0 | 0 | 0 |  | 1051 |
| 582.103 - Ressourceforløb | 199 | 199 | 198 | 190 | 187 | 186 | 172 | 167 | | | | |  | 187 |
| 582.104 - Ressourceforløb under jobafklaring | 365 | 382 | 373 | 348 | 366 | 339 | 348 | 359 | | | | |  | 360 |
| | 564 | 581 | 571 | 538 | 553 | 525 | 520 | 526 | 0 | 0 | 0 | 0 |  | 547 |
| 583.001 - Ledighedsydelse | 158 | 168 | 179 | 181 | 187 | 191 | 209 | 187 | | | | |  | 183 |
| | 158 | 168 | 179 | 181 | 187 | 191 | 209 | 187 | 0 | 0 | 0 | 0 |  | 183 |
| Personer i alt | 2317 | 2405 | 2404 | 2368 | 2469 | 2490 | 2490 | 2423 | 0 | 0 | 0 | 0 |  | 2355 |

* Ydelsen omfattet af integrationsprogrammet

| Kilde: FASIT, KY og Opus | Jan | Feb | Mar | Apr | Maj | Jun | Jul | Aug | Sep | Okt | Nov | Dec |  | Gennemsnit |
|---------------------------------------|------|------|------|------|------|------|------|------|-----|-----|-----|-----|---|------------|
| Fleksjob borgere <small>Fasit</small> | 1299 | 1297 | 1295 | 1285 | 1293 | 1301 | 1313 | 1317 | | | | |  | 1300 |
| Skånejob <small>Fasit</small> | 49 | 48 | 51 | 49 | 61 | 62 | 62 | 63 | | | | |  | 56 |
| Seniorjob <small>Opus</small> | 3 | 4 | 5 | 5 | 6 | 6 | 6 | 6 | | | | |  | 5 |
| Nye på førtidspension | 9 | 16 | 18 | 7 | 21 | 24 | 20 | 13 | | | | |  | 16 |
| Nye på seniorpension | 16 | 16 | 6 | 6 | 10 | 11 | 0 | 8 | | | | |  | 9 |

Beløb i kr.

| Kilde:Kontanthjælpsrapport | Jan | Feb | Mar | Apr | Maj | Jun | Jul | Aug | Sep | Okt | Nov | Dec | Gennemsnit |
|---|-------------------|-------------------|-------------------|-------------------|-------------------|-------------------|-------------------|-------------------|----------|----------|----------|----------|-------------------|
| 561.002 - Integrationsydelse til udlændinge * | 141.151 | 209.858 | 240.277 | 531.365 | 1.309.505 | 1.375.394 | 1.493.418 | 805.806 | | | | | 763.347 |
| 561.003 - Integrationsydelse til andre | 445.895 | 464.670 | 574.390 | 439.114 | 494.544 | 521.097 | 469.537 | 435.573 | | | | | 480.603 |
| | 587.046 | 674.528 | 814.667 | 970.480 | 1.804.050 | 1.896.491 | 1.962.955 | 1.241.378 | 0 | 0 | 0 | 0 | 1.243.949 |
| 573.007 - Kontanthjælp | 2.813.998 | 3.100.788 | 3.178.881 | 3.031.596 | 3.104.317 | 2.962.009 | 2.745.828 | 2.855.683 | | | | | 2.974.137 |
| 573.008 - Uddannelseshjælp | 1.965.530 | 2.160.011 | 2.052.667 | 2.052.668 | 2.052.669 | 2.052.670 | 2.052.671 | 2.052.672 | | | | | 2.055.194 |
| | 4.779.528 | 5.260.798 | 5.231.548 | 4.950.409 | 4.936.468 | 4.875.156 | 4.604.556 | 4.650.308 | 0 | 0 | 0 | 0 | 5.029.332 |
| 580.014 - Revalideringsydelse | 535.293 | 403.791 | 450.941 | 460.894 | 398.430 | 428.790 | 250.099 | 248.943 | | | | | 397.148 |
| | 535.293 | 403.791 | 450.941 | 460.894 | 398.430 | 428.790 | 250.099 | 248.943 | 0 | 0 | 0 | 0 | 397.148 |
| 581.111 - Fleksløntilskud 65% refusion | 4.543.509 | 4.781.179 | 5.069.091 | 4.826.484 | 4.713.413 | 4.889.878 | 4.653.390 | 4.759.196 | | | | | 4.779.517 |
| 581.116 - Fleksløntilskud ref. trappemodel | 11.883.079 | 12.594.657 | 12.390.721 | 12.555.946 | 12.359.233 | 12.526.560 | 12.613.390 | 12.737.305 | | | | | 12.457.611 |
| | 16.426.588 | 17.375.837 | 17.459.812 | 17.382.430 | 17.072.645 | 17.416.438 | 17.266.780 | 17.496.501 | 0 | 0 | 0 | 0 | 17.237.129 |
| 582.103 - Ressourceforløb | 2.665.911 | 2.639.319 | 2.667.342 | 2.544.180 | 2.528.092 | 2.455.674 | 2.299.388 | 2.259.031 | | | | | 2.507.367 |
| 582.104 - Ressourceforløb under jobafklaring | 4.591.990 | 4.884.338 | 4.633.477 | 4.420.322 | 4.755.177 | 4.181.144 | 4.192.719 | 4.555.638 | | | | | 4.526.851 |
| | 7.257.902 | 7.523.657 | 7.300.819 | 6.964.502 | 7.283.269 | 6.636.818 | 6.492.107 | 6.814.669 | 0 | 0 | 0 | 0 | 7.034.218 |
| 583.001 - Ledighedsydelse | 2.481.985 | 2.617.401 | 2.715.126 | 2.727.017 | 2.820.301 | 2.966.973 | 2.849.535 | 2.786.600 | | | | | 2.745.617 |
| | 2.481.985 | 2.617.401 | 2.715.126 | 2.727.017 | 2.820.301 | 2.966.973 | 2.849.535 | 2.786.600 | 0 | 0 | 0 | 0 | 2.745.617 |
| Beløb i alt | 32.068.341 | 33.856.012 | 33.972.914 | 33.455.732 | 34.315.163 | 34.220.667 | 33.426.031 | 33.238.400 | 0 | 0 | 0 | 0 | 33.687.393 |

* Ydelsen omfattet af integrationsprogrammet